



# Welcome to our English course!

## **Why EnglishUtopia?**

**It is not about the qualifications; it is about the results.**

## **Why?**

**What is the difference between a hero and a normal person?**

**70% and 30%**

## **Rules!**

**Methodology: throwing you in the sea while observing you**



	CEFR	Council of Europe	Cambridge ESOL	IELTS	TOEFL iBT	TOEIC
<b>Interchange</b>						
Level Intro	A1	Breakthrough				120+
Level 1	A2	Waystage				225+
Level 2	B1	Threshold	KET (Key English Test)	4.0–5.0	57–86	550+
Level 3			PET (Preliminary English Test)			
<b>Passages</b>						
Level 1	B2	Vantage	FCE (First Certificate in English)	5.5–6.5	87–109	785+
Level 2	C1	Effective Operational Efficiency	CAE (Certificate in Advanced English)	7.0–8.0	110–120	490+ (Listening) 445+ (Reading)



## The Golden Rule

*No Arabic allowed from this second. English only!*



**Give me any sentence in English**



# Sentence Formation: The Basic Rule

1

## Subject

Who or what the sentence is about.

2

## Verb

The action or state of being.

3

## Object

Who or what receives the action.

4

## Extra Info

Additional details (when, where, how).




# Subject: Nouns & Pronouns

The subject of a sentence can be a Noun (person, place, thing) or a Pronoun (I, you, he, she, it, we, they).

## Examples:

- I train clients every day at the gym.
- **The trainer** helps clients.
- **Mohammad** helps clients.



# Practice: Sentence Arrangement



**Arrange the words to form correct sentences:**

**clients / I / help**

**→ I help clients.**

**weights / lifts / he**

**→ He lifts weights.**

**run / in / park / they**

**→ They run in the park.**

In pairs say a complete sentence

In English

# Parts of Speech

- **Noun: person, place, thing (trainer, gym, weights)**
- **Verb: action (lift, run, train, rest)**
- **Adjective: describes noun (strong, tired, heavy)**
- **Adverb: describes verb (quickly, slowly, carefully)**
- **Preposition: shows relation (in, on, at, with)**
- **Article: (a, an, the) before nouns**



# Activity: Sort the Words!

Place these words into their correct categories:


- run
- heavy
- carefully
- gym
- in



# Pronouns & Helping Verbs

## Pronouns:

- I, you, he, she, we, they



## Helping Verbs:

- Be (am/is/are)
- Do (do/does/did)
- Have (have/has/had)





Welcome to the Pentagon  
Method –  
Unit 1: Nice to Meet You!

# Warm-up: The Ice Breaker



## 1 CONVERSATION Please call me Alexa.

▶ Listen and practice.

**Arturo:** Hello, I'm Arturo Valdez.

**Alexa:** Hi. My name is Alexandra Costa, but please call me Alexa.

**Arturo:** OK. Where are you from, Alexa?

**Alexa:** Brazil. How about you?

**Arturo:** I'm from Mexico.

**Alexa:** Oh, I love Mexico! It's really beautiful. Oh, good. Soo-jin is here.

**Arturo:** Who's Soo-jin?

**Alexa:** She's my classmate. We're in the same business class.

**Arturo:** Where's she from?

**Alexa:** South Korea. Let's go and say hello. Sorry, what's your last name again? Vargas?

**Arturo:** Actually, it's Valdez.

**Alexa:** How do you spell that?

**Arturo:** V-A-L-D-E-Z.

### useful expressions

Hi! I'm . . .

I'm sorry. What's your first / last name again?

How do you spell that?

What do people call you?



## useful expressions

Hi! I'm . . .

I'm sorry. What's your first / last name again?

How do you spell that?

What do people call you?

**PAIR WORK** Introduce yourself with your full name. Use the expressions in the box. Talk to the classmate sitting next to you and to three more classmates.



# Phase 1: The DLI Audio-Lingual Drill (Repetition)



I'm from Egypt.  
I'm Egyptian.



He's from Japan.  
I'm Japanese.



They're from Brazil.  
I am Brazilian.

Technique: Backward Build-up

- ... *Egypt.*
- ... *from Egypt.*
- *I'm from Egypt.*



## Phase 2: Substitution Drill (The Muscle Memory)



Swap the Subject!

*Teacher says a word, student changes the sentence.*



Example 1

**Teacher:** "Brazil / I "

**Student:** "I'm from Brazil."



I  
You  
He  
She

It  
We  
They



## Statements with *be*; possessive adjectives

### Statements with *be*

I'm from Mexico.  
You're from Brazil.  
He's from Japan.  
She's a business student.  
It's an exciting city.  
We're in the same class.  
They're my classmates.

### Contractions of *be*

I'm = I am  
you're = you are  
he's = he is  
she's = she is  
it's = it is  
we're = we are  
they're = they are

### Possessive adjectives

my  
your  
his  
her  
its  
our  
their



## Phase 4: Listening & Linking (The Ear Training)

Native Secret: "Linking Sounds"

Don't Say:

*"Where - is - he - from?"*

Say It Like This:

*"Where-is-e-from?"*



# Phase 3: The Pentagon Simulation (Role Play)

## The "International Airport" Scenario

*You're at the airport, and you meet a stranger. Engage in conversation!*



What's your name?



Where are you from?



What's your first language?



# The "Final Mission": Exit Ticket



Introduce your Partner

*Each student introduces the person next to them to the group.*



Use Your Knowledge

*Incorporate all the information and skills learned in this unit.*


*Example: "This is Ahmed. He is from Giza. His first language is Arabic."*





## Phase 1: The Vocabulary Story (Contextual Hook)

"Mark loves buying new **stuff**. Last week, he had an **impulse** to buy a **sky-high** 80-inch TV. The store **ratings** were great, but the price was **ridiculous**. Mark didn't have enough **dough**, but he bought it anyway **over** the weekend using a credit card. Now, he is starting to **spend himself in a hole**. Why **in the world** did he do that? Now he has to work two jobs just to **pay back** his brother."





•**stuff** (*noun*): miscellaneous items

– His room is filled with stuff he bought on his credit card.

•**dough** (*noun*): informal for money

– He didn't have enough dough to buy the TV, so he borrowed money from his brother.

•**in the world**: used to emphasize something you say

– Why in the world would you buy an expensive TV if you didn't have enough money?

•**rating** (*noun*): a measure to show how good something is

– You should look over the ratings for MP3 players before you buy one.

•**over** (*preposition*): during

– You shouldn't travel over the weekend because the weather is expected to be terrible.



• **spend yourself in a hole** (*idiom*): spend too much that leads to heavy debt

– Some people spend themselves in a hole because they can't control their shopping habits.

• **impulse** (*noun*): a sudden desire

– You can let your impulses to buy stuff get in the way of good common sense and judgement.

• **sky-high** (*adjective*): very expensive

– Prices for houses in this area are sky-high, so I'm going to look for an apartment for the time being.

• **ridiculous** (*adjective*): absurd, silly, without good reason

– Spending more money than you earn is ridiculous and can lead you to major financial problems.

• **pay back** (*phrasal verb*): return the money you owe

– Could you lend me \$20 if I pay you back by the end of the week?



- . **Question:** Is it **ridiculous** to buy **stuff** if you don't have the **dough** right now?
- . Discuss with a partner for 60 seconds. Use the word "**pay back**" and "**spend yourself in a hole**" in your answer.



## **Listening time:**

- 1. Listen and get the main idea.**
- 2. Read the exercise, listen and answer the exercise.**
- 3. Read the script, listen and answer Multiple-Choice Questions.**
- 4. Listen and shadow.**